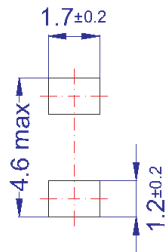


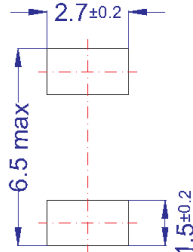
Minimum recommended Solder Pad Sizes – Mindest empfohlene Lötpadgrößen

Notes see last page – Anmerkungen siehe letzte Seite

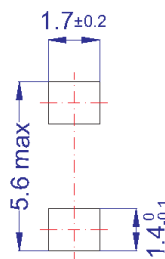
Mini-Melf
DO-213 AA



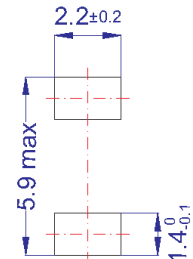
Melf
DO-213 AB



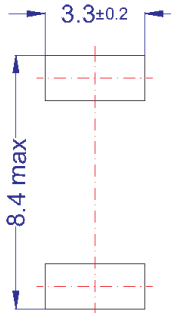
SMA
DO-214 AC



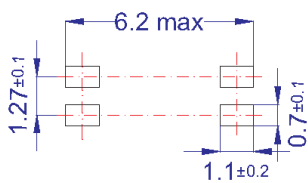
SMB
DO-214 AA



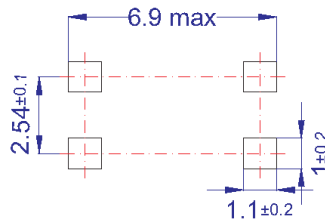
SMC
DO-214 AB



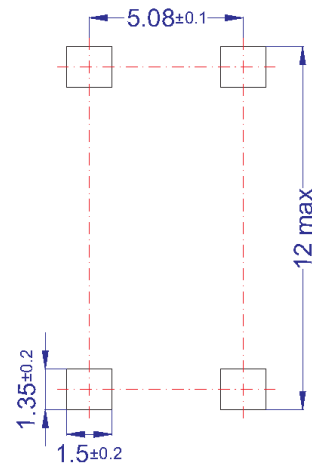
Micro-DIL



Mini-DIL

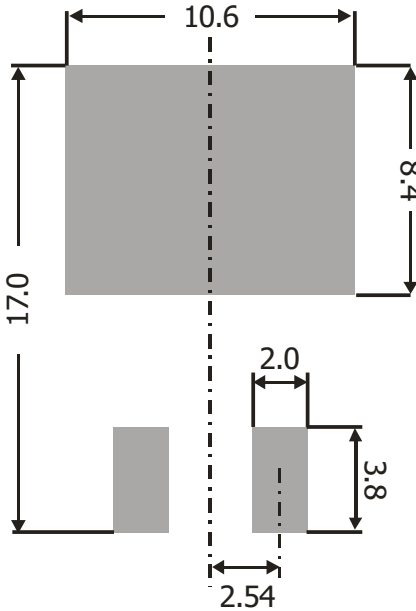


SO-DIL

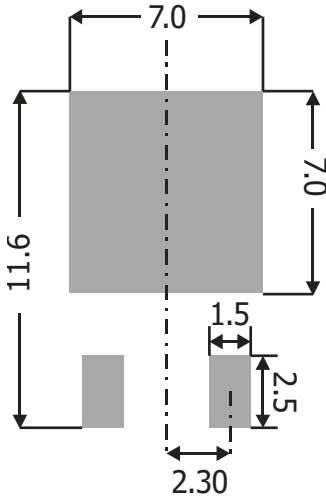


Notes see last page – Anmerkungen siehe letzte Seite

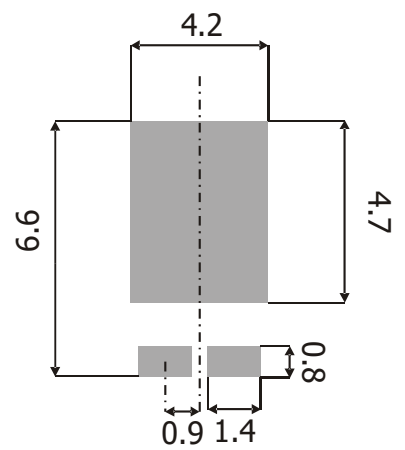
D²PAK
TO-263AB



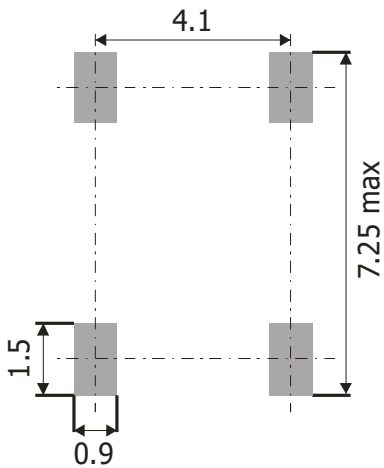
D-PAK
TO-252AA



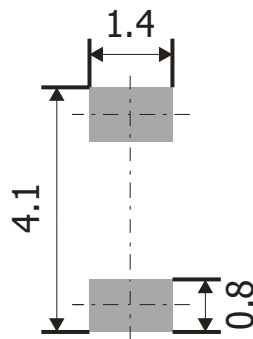
Power SMD
"TO-277B"



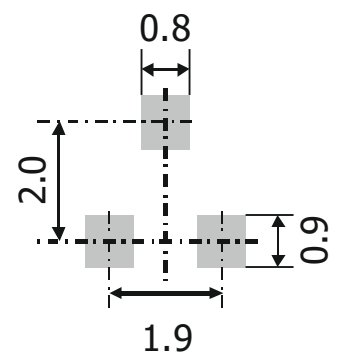
ABS



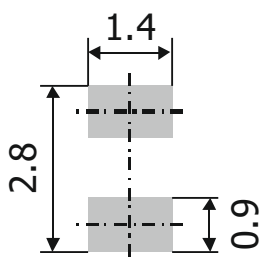
SOD-123FL



SOT-23



~SOD-106C / MicroMelf



Notes

- 1) All dimensions provided in [mm]
- 2) The suggested solder pad dimensions are only for referencing a minimum layout. Real applications may require pad layouts bigger than the ones shown, in order to achieve lower thermal resistance and thus better heat transfer. Please refer also to the particular device data sheets, where thermal resistances are defined based on certain pad sizes.
- 3) Please note our [Disclaimer](#)

Anmerkungen

- 1) Alle Maße in [mm]
- 2) Die empfohlenen Lötpad-Maße dienen lediglich zur Bestimmung eines minimal erforderlichen Layouts. Reale Anwendungen benötigen eventuell größere Lötflächen, um geringere thermische Widerstände zu erzielen und damit eine bessere Wärmeableitung. Siehe hierzu auch die Bauteil-Datenblätter mit den darin spezifizierten Lötpad-Flächen und den zugehörigen thermischen Widerständen
- 3) Bitte beachten Sie unseren [Haftungsausschluss](#)